

Petworth Neighbourhood Plan

Issues Consultation: Data Collation Report

**Prepared on behalf of Petworth Neighbourhood Plan Steering
Group and Petworth Town Council**

July 2015

Petworth Neighbourhood Plan
Issues Consultation: Data Collation Report
on behalf of Petworth Neighbourhood Plan Steering Group
and Petworth Town Council
July 2015

Contents

Introduction	4
Summary	5
Housing for Petworth	8
Environment, Sustainability and Design Quality.....	15
Getting Around.....	23
Working and Shopping	30
Leisure and well-being	35
Appendix 1: Further comments- Questionnaires.....	38
Appendix 2: Further comments- Hopes and Fears.....	41
Appendix 3: Response to consultation with Young People.....	46

Introduction

As part of the consultation process carried out for Petworth Neighbourhood Plan, a formal public consultation on the 'issues' for the area was undertaken between 24th April and 29th May 2015. This involved:

- Explanatory leaflet with a questionnaire sent to each individual household in the area
- Online questionnaires available at www.surveymonkey.com/s/Petworth throughout the consultation period
- Three drop-in sessions: at the Herbert Shiner School on Monday 11th May, Hampers Green Community Centre on Tuesday 12th May, and Leconfield Hall on Wednesday 13th May
- Hard-copy questionnaires available at the drop in events
- A questionnaire ballot box was available at the drop-in sessions and left in Austen's shop in town for the duration of the period
- Advertising and displays at the events and around the town
- Press release issued & posted on Petworth Town Council website with good coverage received in Midhurst & Petworth Observer
- New Facebook page created and populated with content on a weekly basis
- Two consultation sessions with young people

Around 150 residents attended the three main drop-in sessions. The drop-in sessions consisted of information consultation boards, boards for identifying resident 'hopes and fears', questionnaires and a video explaining the Neighbourhood Plan process. The events were staffed by members of the Petworth Neighbourhood Plan Steering Group, South Downs National Park Authority Planning Officers and Nexus Planning consultants.

At the close of the consultation period a total of 195 responses had been received via the online and hard copy questionnaires.

This report begins with a summary of the issues arising from consultation feedback. It then considers the results of the questionnaires, going through each topic, including the analysis of the feedback at events from the resident 'hopes and fears' display boards under each topic. The response to the consultation events with young people is appended (Appendix 3) and is included in the summary.

Summary

This section provides a brief summary of the issues that arose from the themes presented during the consultation. The sections that follow provide a break-down of the questionnaire responses and the 'hopes and fears' by theme.

Housing

- When asked if Petworth needs new housing to ensure local shops and facilities remains viable, the response was divided. A total of 18% respondents 'strongly agreed' or 'agreed', 32% 'neither agreed nor disagreed', and 29% 'disagreed' or 'strongly disagreed'.
- The vast majority of residents (87%) 'strongly agreed' or 'agreed' that housing locations should minimise landscape impacts.
- The majority of residents (60%) 'strongly agreed' or 'agreed' that housing development should be within safe walking distance of the town centre. A further 28% 'neither agreed nor disagreed'.
- The majority of respondents agreed that new housing should be provided for young families (77%) and around half of respondents (49%) agreed that new social rented housing should be provided. Just over half of respondents (53%) agreed that new housing should be provided for older people.
- When asked what type of housing Petworth needs, 2 to 3 bedroom family homes was the most popular (80% of respondents agreed) and a large proportion of people agreed 1 to 2 bedroom flats are needed (64% of respondents agreed).
- Frequent comments included: the importance of new infrastructure supporting housing; new development being in keeping with local character; and the need for affordable homes.

Environment, Sustainability and Design

- When asked what the design and materials of new housing should be in Petworth, the majority of respondents agreed (80%) that it should respond to where it is in the Parish. A large proportion of respondents (67%) agreed it should be like historic Petworth, and over half of respondents (57%) agreed it should be modern and sustainable.
- The majority of respondents 'strongly agreed' or 'agreed' (85%) that the Neighbourhood Plan should set out some key design and sustainability requirements for housing. A further 87% 'strongly agreed' or 'agreed' that new housing should be sustainable and adaptable, and should minimise the need for energy.
- Frequent comments included: that development should be in keeping with local character; that sustainable and eco-friendly houses are needed in Petworth; and that development should have little impact on the environment. The need for public realm improvements was also raised.

Getting Around

- The majority of respondents (74%) agreed that a better bus service with real time information should be provided; that measures should be introduced to slow traffic and prioritise pedestrian safety (76%), that lorry access to the town centre should be restricted to defined times (80%), and that safe walking routes to school are important (89%).
- Views on the need for more town centre parking were divided, 39% 'strongly agreed' or 'agreed' that there is a need for more town centre parking, 27% of respondents 'neither agreed nor disagreed', and 33% 'disagreed' or 'strongly disagreed'.
- In terms of improving bus services, comments included: the need for more frequent bus services and to extend bus services to other locations; the need for evening bus services and early morning bus services to serve commuters; that bus services should be linked to train times at Pulborough and Haslemere station.
- Frequent general comments included: to introduce measures to reduce traffic speed; improving pedestrian safety; reviewing parking; and encouraging cycling and creating new cycling routes.

Working and Shopping

- The vast majority of respondents agreed (88%) that existing shopping areas should be protected and supported.
- A large proportion of respondents agreed (63%) that a greater range of shops should be available in Petworth.
- Over two thirds of respondents 'strongly agreed' or 'agreed' (67%) that new shopping areas could be considered if they meet local needs. A further 17% of respondents 'neither agreed nor disagreed' and 16% 'disagreed' or 'strongly disagreed'.
- Responses to the need for more employment space in Petworth were varied: 38% of respondents 'strongly agreed' or 'agreed' that more employment space is required, 36% 'neither agreed nor disagreed' and 26% of respondents 'disagreed' or 'strongly disagreed'.
- Over half of respondents (54%) 'strongly agreed' or 'agreed' that new visitor accommodation would help the local economy. A further 30% of respondents 'neither agreed or disagreed' with the statement and 15% of respondents 'disagreed' or 'strongly disagreed'.
- Frequent comments included: the need for a greater variety of food shops; and the need for a larger supermarket.

Leisure and Well-being

- Nearly two thirds of respondents agreed (65%) that Petworth needs more indoor sports facilities. A further 24% of respondents 'neither agreed nor disagreed'
- There was a mixed response in terms of the need for better open-air recreational areas in Petworth, 49% of respondents 'strongly agreed' or 'agreed', 26% of respondents 'neither agreed nor disagreed' and 25% of respondents 'disagreed' or 'strongly disagreed'.
- Frequent comments included: the need for a skate park; the desire for a swimming pool; the need to promote Petworth Park more effectively; the need for more indoor recreational facilities; that cycle paths should be improved and developed; and that more leisure facilities for young people are needed.

Consultation with Young People

- The engagement with 10-13 / 14-18 year olds raised a number of themes including: need for a skate park / teenage recreation; less antique shops; need for fast food / take away; Hampers Green play area; cycling facilities; a crossing for those wanting to access Park Gates on A272 road to Tillington; more employment opportunities for young people; opposition to house building on countryside; need for coffee shop(s); fashion / retail / food retail stores; farmers market; and more football facilities.

1.0 Housing for Petworth

Question 1A: We need new housing to ensure our local shops and facilities remain viable.

- 1.1 In response to question 1A, responses were divided and relatively evenly spread. Whilst the greatest proportion either 'agreed' or 'strongly agreed' (39%) a substantial proportion of respondents 'neither agreed nor disagreed' (32%) and a further 29% either 'disagreed' or 'strongly disagreed'.

Table 1.1: Responses to question 1A: We need new housing to ensure our local shops and facilities remain viable.

	No.	Percentage (%)
Strongly agree	38	21
Agree	33	18
Neither agree nor disagree	57	32
Disagree	30	17
Strongly Disagree	21	12

Question 1B: Housing locations should minimise landscape impacts

- 1.2 The majority of respondents 'strongly agreed' or 'agreed' with question 1B that housing locations in Petworth should minimise landscape impacts (87%).

Table 1.2: Responses to question 1B: Housing locations should minimise landscape impacts

	No.	Percentage (%)
Strongly agree	124	67
Agree	36	20
Neither agree nor disagree	18	10
Disagree	4	2
Strongly Disagree	2	1

Question 1C: Housing development should be within safe walking distance of the town centre

- 1.3 A large proportion of respondents 'strongly agreed' or 'agreed' with question 1C that housing development should be within safe walking distance to the town centre (60%), whilst 28% of respondents 'neither agreed nor disagreed' and 12% 'disagreed' or 'strongly disagreed'.

Table 1.3: Responses to question 1C: Housing development should be within safe walking distance of the town centre

	No.	Percentage (%)
Strongly agree	45	26
Agree	58	34
Neither agree nor disagree	49	28
Disagree	14	8
Strongly Disagree	7	4

Question 1D: New housing should be provided for: young families, social rented and older people.

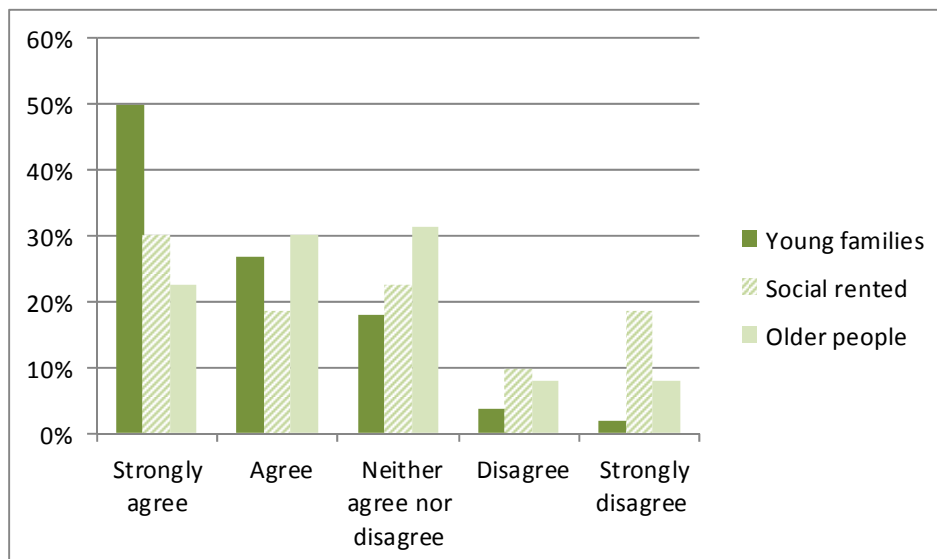
- 1.4 The following responses were made to the question:
- **Young families:** The majority of respondents 'strongly agreed' or 'agreed' (77%) that new housing should be provided for young families. A further 18% of respondents 'neither agreed nor disagreed' and only 6% 'disagreed' or strongly disagreed'.
 - **Social rented:** Approximately half of the respondents 'strongly agreed' or 'agreed' that new housing should be provided for social rented housing (49%). A further 23% of respondents 'neither agreed nor disagreed' and 29% 'disagreed' or 'strongly disagreed'.
 - **Older people:** There was a fairly mixed response to new housing being provided for older people. Over half of respondents (53%) 'strongly agreed' or 'agreed' that new housing should be provided for older people. A further 31% of respondents 'neither agreed nor disagreed' and 16% 'disagreed' or 'strongly disagreed'.

(Please see Table 1.4 and Chart 1.1 on page 10)

Table 1.4: Responses to question 1D: New housing should be provided for: young families, social rented and older people.

	Strongly agree		Agree		Neither agree nor disagree		Disagree		Strongly disagree	
	No.	%	No.	%	No.	%	No.	%	No.	%
Young families	84	50	45	27	30	18	6	4	3	2
Social rented	47	30	29	19	35	23	15	10	29	19
Older people	34	23	45	30	47	31	12	8	12	8

Chart 1.1: Responses to question 1D: New housing should be provided for: young families, social rented and older people.



Question 1E: The kind of homes we need: 1 to 2 bedroom flats, 2 to 3 bedroom family homes and 3+ bedroom larger family homes

1.5 The following responses were made to the question:

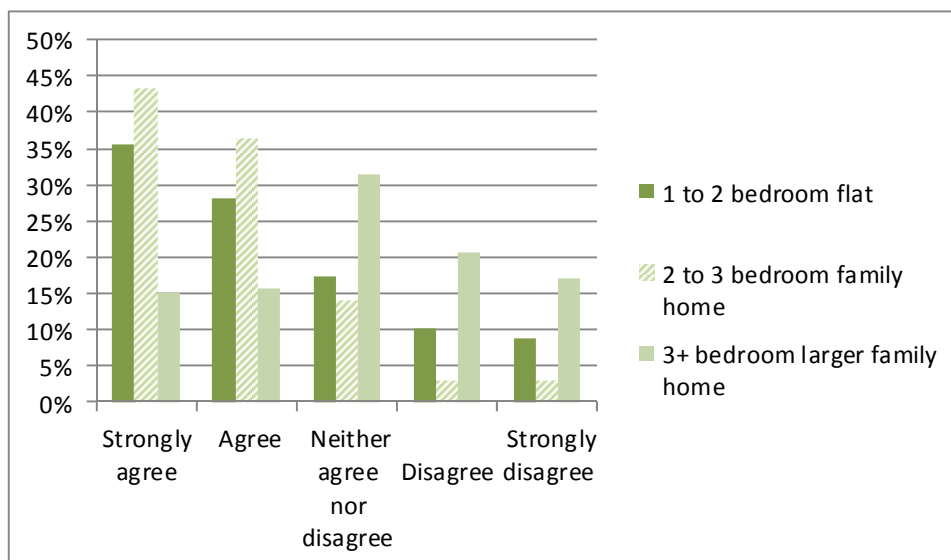
- **1 to 2 bedroom flats:** A large proportion of respondents 'strongly agreed' or 'agreed' (64%) that Petworth needs 1 to 2 bedroom flats. A further 17% 'neither agreed nor disagreed' and 19% 'disagreed' or 'strongly disagreed'.
- **2 to 3 bedroom family homes:** The majority of respondents 'strongly agreed' or 'agreed' (80%) that Petworth needs 2 to 3 bedroom family homes and only 6% of respondents 'disagreed' or 'strongly disagreed' with the question.
- **3+ bedroom larger family homes:** The response was fairly mixed to this question with 38% of respondents stating they 'disagreed' or 'strongly disagreed' and 31% of respondents 'strongly agreed' or 'agreed'. A further 31% of respondents 'neither agreed nor disagreed' with the statement.

(Please see Table 1.5 and Chart 1.2 on page 12)

Table 1.5: Responses to question 1E: The kind of homes we need: 1 to 2 bedroom flats, 2 to 3 bedroom family homes and 3+ bedroom larger family homes.

	Strongly agree		Agree		Neither agree nor disagree		Disagree		Strongly disagree	
	No.	%	No.	%	No.	%	No.	%	No.	%
1 to 2 bedroom flat	53	36	42	28	26	17	15	10	13	9
2 to 3 bedroom family homes	71	43	60	37	23	14	5	3	5	3
3+ bedroom larger family homes	21	15	22	16	44	31	29	21	24	17

Chart 1.2: Responses to question 1E: The kind of homes we need: 1 to 2 bedroom flats, 2 to 3 bedroom family homes and 3+ bedroom larger family homes



General questionnaire comments on housing for Petworth

- 1.6 There were 89 comments made on housing through the questionnaire process.
- The most repeated issues were the need for new infrastructure (16 respondents) and ensuring new development is in keeping with the local character (16 respondents).
 - It was stated by 11 respondents that Petworth is a historic town and should be preserved.
 - A further 11 respondents expressed that affordable housing is needed and 10 respondents stated affordable housing is needed for younger people.
- 1.7 The comments are summarised in the table below (excluding comments repeated less than 3 times).

Table 1.6: General questionnaire comments on housing for Petworth

Comment	No.
Need for new infrastructure to be taken into account	16
New development should be in keeping with local character	16
Petworth is a historic town and should be preserved	11
Affordable housing is needed	11
Affordable housing for younger people is needed	10
Housing should be for families	9
Ensure development has little impact on the environment	8
No need for social housing, should have higher value developments	7
Housing is not needed	7
Adequate parking required	6
Elderly accommodation is needed	6
Mixed tenure housing needed	6
Parking is currently an issue	4
Brownfield sites should be prioritised for development	3
Make improvements to existing housing	3
Housing numbers to be made up of small infill/small developments	3
Housing numbers should be limited	3
Improved public transport would be needed	3
Social housing needed	3
Traffic is currently an issue	3
Public realm to be considered and improvements needed	3

(Responses repeated less than 3 times have not been included in this table, see appendix 1)

Hopes

1.8 There were 52 comments made on the 'hopes' of housing in Petworth.

- Of key concern is that new developments should be in keeping with the local character (9 respondents).
- It was stated by 8 respondents that affordable housing is needed.
- A further 7 respondents stated that development should have little impact on the environment.

1.9 The comments are summarised in the table below.

Table 1.7: Hopes for housing in Petworth

Comment	No.
New development in keeping with local character	9
Affordable housing needed	8
Ensure development has little impact on the environment	7
Adequate parking required	6
Housing should be for families	5
Priority should be given to housing local people	4
Mixed tenure housing needed	4
Housing numbers should be limited	3
Parking currently an issue	3

(Responses repeated less than 3 times have not been included in this table, see appendix 2)

Fears

1.10 There were 45 comments made on the 'fears' of housing in Petworth.

- The key fears/issues stated by the respondents included: housing numbers in Petworth should be limited (6 respondents); priority should be given to housing local people (6 respondents); ensuring development has little impact on the environment (6 respondents); and the need for new infrastructure should be taken into account (6 respondents).

(Please see Table 1.8 on page 15)

1.11 The comments are summarised in the table below.

Table 1.8: Fears of housing in Petworth

Comment	No.
Housing numbers should be limited	6
Priority should be given to housing local people	6
Ensure development has little impact on the environment	6
Need for new infrastructure to be taken into account	6
Housing should not be south of Petworth	5
New development in keeping with local character	5
Affordable housing needed	4
Affordable housing for young people needed	4
Adequate parking required	3

(Responses repeated less than 3 times have not been included in this table, see appendix 2 for further detail)

2.0 Environment, Sustainability and Design Quality

Question 2A: The design and materials of new housing should be: like historic Petworth, modern and sustainable, respond to where it is in the Parish

2.1 The following responses were made to the question:

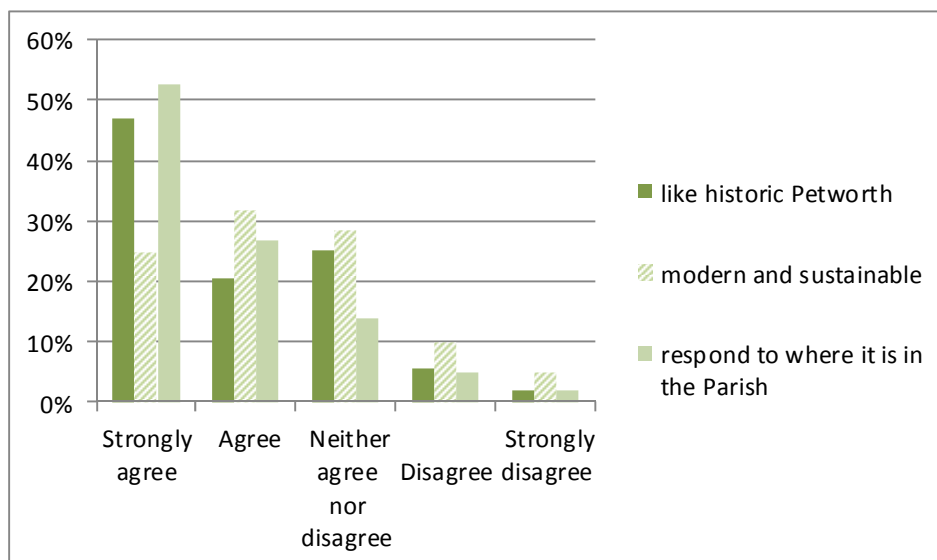
- Like historic Petworth: A large proportion of respondents 'strongly agreed' or 'agreed' (67%) that the design and materials of new housing should be like historic Petworth. However, a quarter of respondents 'neither agreed nor disagreed'.
- Modern and sustainable: Over half of respondents (57%) 'strongly agreed' or 'agreed' that the design and materials of new housing should be modern and sustainable. A further 28% 'neither agreed nor disagreed' and 15% 'disagreed' or 'strongly disagreed'.
- Respond to where it is in the Parish: The majority of respondents 'strongly agreed' or 'agreed' (80%) that the design and materials of new housing should respond to where it is in the Parish.

(Please see Table 2.1 and Chart 2.1 on page 17)

Table 2.1: Responses to question 2A: The design and materials of new housing should be: like historic Petworth, modern and sustainable, respond to where it is in the Parish.

	Strongly agree		Agree		Neither agree nor disagree		Disagree		Strongly disagree	
	No.	%	No.	%	No.	%	No.	%	No.	%
like historic Petworth	69	47	30	20	37	25	8	5	3	2
Modern and sustainable	35	25	45	32	40	28	14	10	7	5
Respond to where it is in the Parish	84	53	43	27	22	14	8	5	3	2

Chart 2.1: Responses to question 2A: The design and materials of new housing should be: like historic Petworth, modern and sustainable, respond to where it is in the Parish.



Question 2B: The Neighbourhood Plan should set out some key design and sustainability requirements for housing.

- 2.2 The majority of respondents 'strongly agreed' or 'agreed' (85%) that the Neighbourhood Plan should set out some key design and sustainability requirements for housing.

Table 2.2: Responses to question 2B: The Neighbourhood Plan should set out some key design and sustainability requirements for housing.

	No.	Percentage (%)
Strongly agree	95	57
Agree	46	28
Neither agree nor disagree	19	11
Disagree	3	2
Strongly Disagree	3	2

Question 2C: New housing development should provide: high quality landscaping, sufficient off-road parking, green space for new residents.

- 2.3 The following responses were made to the question:

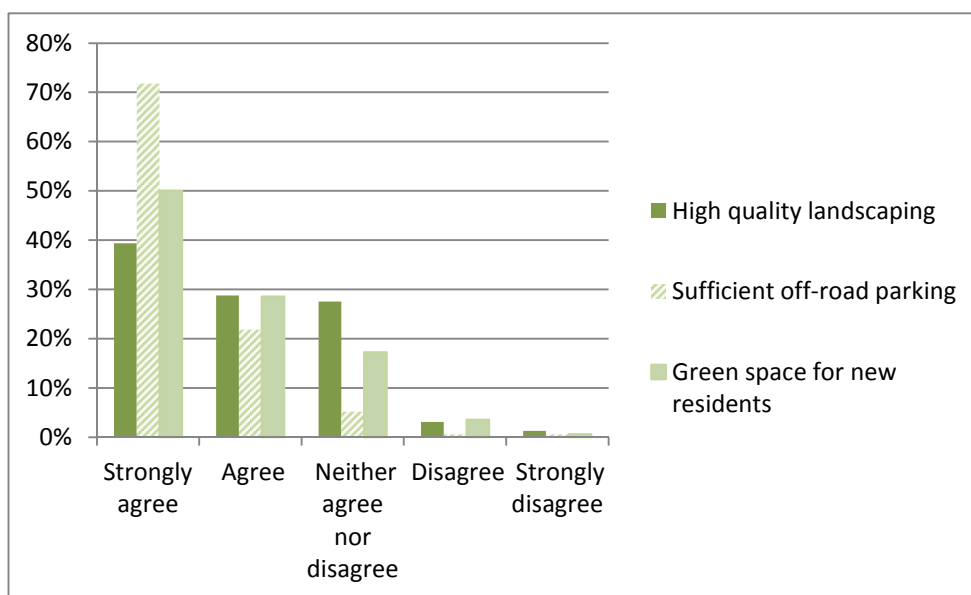
- High quality landscaping: A large proportion of respondents 'strongly agreed' or 'agreed' (68%) that new housing development should provide high quality landscaping. However, 28% of respondents 'neither agreed nor disagreed'.
- Sufficient off-road parking: A large majority of respondents 'strongly agreed' or 'agreed' (94%) that new housing development should provide sufficient off-road parking.
- Green space for new residents: The majority of respondents 'strongly agreed' or 'agreed' (79%) that new housing development should provide green space for new residents. A further 17% of respondents 'neither agreed nor disagreed' and 5% 'disagreed' or 'strongly disagreed'.

(Please see Table 2.3 and Chart 2.3 on page 19)

Table 2.3: Responses to question 2C: New housing development should provide: high quality landscaping, sufficient off-road parking, green space for new residents.

	Strongly agree		Agree		Neither agree nor disagree		Disagree		Strongly disagree	
	No.	%	No.	%	No.	%	No.	%	No.	%
High quality landscaping	63	39	46	29	44	28	5	3	2	1
Sufficient off-road parking	125	72	38	22	9	5	1	1	1	1
Green space for new residents	84	50	48	29	29	17	6	4	1	1

Chart 2.2: Responses to question 2C: New housing development should provide: high quality landscaping, sufficient off-road parking, green space for new residents.



Question 2D: New housing should be sustainable and adaptable, and should minimise the need for energy.

2.4 In response to question 2D, a large majority of respondents ‘strongly agreed’ or ‘agreed’ (87%) that new housing should be sustainable and adaptable, and should minimise the need for energy.

Table 2.4: Responses to question 2D: New housing should be sustainable and adaptable, and should minimise the need for energy.

	No.	Percentage (%)
Strongly agree	92	52
Agree	61	35
Neither agree nor disagree	20	11
Disagree	0	0
Strongly Disagree	3	2

General questionnaire comments on Environment, Sustainability and Design Quality

2.5 There were 72 comments made on the environment, sustainability and design quality through the questionnaire process.

- A key concern was that new development should be in keeping with the local character (20 respondents).
- It was stated by 18 respondents that sustainable and eco-friendly houses are needed in Petworth.
- A further key concern is ensuring development has little impact on the environment (11 respondents).

(Please see Table 2.5 on page 21)

- 2.6 The comments on environment, sustainability and design quality are summarised in the table below (excluding comments repeated less than 3 times).

Table 2.5: General questionnaire comments on environment, sustainability and design quality

Comment	No.
New development in keeping with local character	20
Sustainable/eco-friendly homes needed	18
Ensure development has little impact on the environment	11
Affordable housing needed	8
Adequate parking required	8
Petworth is a historic town and should be preserved	7
Parking is currently an issue	6
Public realm improvements are needed	6
Need for new infrastructure to be taken into account	5
Traffic is currently an issue	4
High quality design is wanted	3
Good to blend old with new	3

(Responses repeated less than 3 times have not been included in this table, see appendix 1)

Hopes

2.7 There were 38 comments made on the ‘hopes’ of environment, sustainability and design quality in Petworth.

- The most repeated issue was the need for public realm improvements (11 respondents).
- The need for sustainable and eco-friendly homes was stated by 7 respondents.
- It was stated by 5 respondents that new development should be in keeping with the local character.
- Ensuring development has little impact on the environment has been expressed by 5 respondents.

2.8 The comments are summarised in the table below.

Table 2.6: Hopes for the environment, sustainability and design quality

Comment	No.
Public realm improvements needed	11
Sustainable/eco-friendly homes needed	7
New development in keeping with local character	5
Ensure development has little impact on the environment	5
Petworth is a historic town and should be preserved	4
Housing numbers should be limited	3

(Responses repeated less than 3 times have not been included in this table, see appendix 2 for further detail)

Fears

2.9 There were 13 comments made on the ‘fears’ of environment, design and quality in Petworth.

- The most repeated issue was the need to ensure development has little impact on the environment (5 respondents).

2.10 The comments are summarised in the table below.

Table 2.7: Fears for the environment, sustainability and design quality

Comment	No.
Ensure development has little impact on the environment	5
Traffic currently an issue	3
Public realm improvements needed	3

(Responses repeated less than 3 times have not been included in this table, see appendix 2 for further detail)

3.0 Getting Around

Question 3A: A better bus service with real time information should be provided

- 3.1 The majority of respondents 'strongly agreed' or 'agreed' (74%) that a better bus service with real time information should be provided. However, 21% of respondents 'neither agreed nor disagreed'.

Table 3.1: Responses to question 3A: A better bus service with real time information should be provided

	No.	Percentage (%)
Strongly agree	75	42
Agree	57	32
Neither agree nor disagree	38	21
Disagree	6	3
Strongly Disagree	3	2

Question 3B: More town centre parking is needed

- 3.2 The response to question 3B is varied as 39% of respondents 'strongly agreed' or 'agreed' that more town centre parking is needed, 27% of respondents 'neither agreed nor disagreed', and 33% of respondents 'disagreed' or 'strongly disagreed'.

Table 3.2: Responses to question 3B: More town centre parking is needed

	No.	Percentage (%)
Strongly agree	36	20
Agree	34	19
Neither agree nor disagree	49	27
Disagree	44	24
Strongly Disagree	17	9

Question 3C: We should introduce measures to slow traffic and prioritise pedestrian safety

- 3.3 The majority of respondents 'strongly agreed' or 'agreed' (76%) that measures should be introduced to slow traffic and prioritise pedestrian safety. A further 15% of respondents 'neither agreed nor disagreed' and 9% 'strongly disagreed' or 'disagreed'.

Table 3.3: Responses to question 3C: We should introduce measures to slow traffic and prioritise pedestrian safety

	No.	Percentage (%)
Strongly agree	97	54
Agree	40	22
Neither agree nor disagree	28	15
Disagree	9	5
Strongly Disagree	7	4

Question 3D: Lorry access to the town centre should be restricted to defined times

- 3.4 The vast majority of respondents 'strongly agreed' or 'agreed' (80%) that lorry access to the town centre should be restricted to defined times.

Table 3.4: Responses to question 3D: Lorry access to the town centre should be restricted to defined times

	No.	Percentage (%)
Strongly agree	115	62
Agree	34	18
Neither agree nor disagree	21	11
Disagree	5	3
Strongly Disagree	10	5

Question 3E: Safe walking routes to school are important

- 3.5 The vast majority of respondents 'strongly agreed' or 'agreed' (89%) that safe walking routes to school are important.

Table 3.5: Responses to question 3E: Safe walking routes to school are important

	No.	Percentage (%)
Strongly agree	125	68
Agree	38	21
Neither agree nor disagree	17	9
Disagree	2	1
Strongly Disagree	2	1

Question 3F: Cycle routes should be improved including – Petworth to Midhurst and Petworth to Pulborough (via the former railway line)

- 3.6 The majority of respondents 'strongly agreed' or 'agreed' (72%) that cycle routes should be improved, 19% of respondents 'neither agreed nor disagreed' and 9% 'disagreed' or 'strongly disagreed'.

Table 3.6: Responses to question 3F: Cycle routes should be improved including – Petworth to Midhurst and Petworth to Pulborough (via the former railway line)

	No.	Percentage (%)
Strongly agree	91	50
Agree	40	22
Neither agree nor disagree	35	19
Disagree	10	5
Strongly Disagree	7	4

Question 3G: Bus services could be improved by...

- 3.7 There were 78 comments made in response to question 3G.
- Of most concern was the need for more frequent bus services (28 respondents) and to extend bus services to other locations (25 respondents).
 - A further 15 respondents expressed the need for evening bus services and 12 respondents want more early morning bus services to serve commuters.
 - The issue that bus services should be linked to train times at Pulborough and Haslemere station was raised by 11 respondents.

- 3.8 The comments made in response to question 3G ‘bus services could be improved by...’ are summarised in the table below (excluding comments repeated less than 3 times).

Table 3.7: Comment on how the bus services could be improved

Comment	No.
Need more frequent bus services	28
Extend coverage of bus services to other locations	25
Need later evening bus services to serve commuters, day trips to London and Chichester	15
Need more early morning bus services to serve commuters	12
Link bus services to train times at Pulborough and Haslemere stations	11
Better bus connection with different parts of Petworth and surrounding villages	10
Need to use smaller buses	10
Link up bus timetables with other hubs like Midhurst	6
Bus services need to be used sufficiently	4
Encourage cycling and create cycle routes	3
Move bus stop away from Leconfield Hall	3
Parking is currently an issue	3
Pedestrian safety should be considered	3

(Responses repeated less than 3 times have not been included in this table, see appendix 1)

General questionnaire comments on Getting Around

- 3.9 There were 52 comments made on ‘getting around’ in Petworth.
- The most repeated issues were pedestrian safety (18 respondents) and introducing measures to reduce traffic speed (18 respondents).
 - Traffic (13 respondents) and parking (16 respondents) have been identified as key issues in Petworth.
 - It was stated by 10 respondents that footpaths and pavements needed improving.

(Please see Table 3.7 on page 27)

3.10 The comments are summarised in the table below (excluding comments repeated less than 3 times).

Table 3.7: Comments on getting around

Comment	No.
Pedestrian safety should be considered	18
Introduce measures to reduce traffic speed	18
Parking currently an issue	16
Traffic is currently an issue	13
Improve footpaths and pavements	10
Encourage cycling and create cycle routes	8
Introduce diversion route around town to ease congestion and noise	8
Restrict lorry access to certain times	6

(Responses repeated less than 3 times have not been included in this table, see appendix 1)

Hopes

3.11 There were 78 comments made on the 'hopes' of 'getting around' in Petworth.

- The most repeated matter was to introduce measures to reduce traffic speed (18 respondents).
- Pedestrian safety was also a key matter of concern (13 respondents)
- Parking is currently an issue was stated by 12 respondents.
- A further 9 respondents expressed that cycling should be encouraged and new cycling routes should be created.

3.12 The comments are summarised in the table below.

Table 3.8: Hopes on getting around Petworth

Comment	No.
Introduce measures to reduce traffic speed	18
Pedestrian safety should be considered	13
Parking currently an issue	12
Encourage cycling and create cycle routes	9
Restrictions for lorries	8
Improve footpaths and pavements	6
Introduce diversion route around town to ease congestion and noise	5
Better signage needed for vehicles and lorries	4
Traffic currently an issue	4
Extend coverage of bus services to other locations	4
Need more frequent bus services	4
Revive Old Steam Railway and route	3

(Responses repeated less than 3 times have not been included in this table, see appendix 2 for further detail)

Fears

3.13 There were 38 comments made on the 'fears' of 'getting around' in Petworth.

- Of key importance is pedestrian safety (13 respondents).
- Parking has been identified as a current issue by 10 respondents.
- A further 9 respondents stated the need to introduce measures to reduce traffic speed.

3.14 The comments are summarised in the table below.

Table 3.9: Fears on getting around Petworth

Comment	No.
Pedestrian safety should be considered	13
Parking currently an issue	10
Introduce measures to reduce traffic speed	9
Need for new infrastructure to be taken into account	6
Traffic currently an issue	5
Restrictions for lorries	4

(Responses repeated less than 3 times have not been included in this table, see appendix 2 for further detail)

4.0 Working and Shopping

Question 4A: A greater range of shops should be available in Petworth

- 4.1 A large proportion of respondents 'strongly agreed' or 'agreed' (63%) that a greater range of shops should be available in Petworth. A further 26% of respondents 'neither agreed nor disagreed' and 12% 'disagreed' or 'strongly disagreed'.

Table 4.1: Responses to question 4A: A greater range of shops should be available in Petworth

	No.	Percentage (%)
Strongly agree	64	35
Agree	51	28
Neither agree nor disagree	48	26
Disagree	16	9
Strongly Disagree	5	3

Question 4B: Existing shopping areas should be protected and supported

- 4.2 The vast majority of respondents 'strongly agreed' or 'agreed' (88%) that existing shopping areas should be protected and supported.

Table 4.2: Responses to question 4B: Existing shopping areas should be protected and supported

	No.	Percentage (%)
Strongly agree	98	54
Agree	62	34
Neither agree nor disagree	20	11
Disagree	0	0
Strongly Disagree	3	2

Question 4C: New shopping areas could be considered if they meet local needs

4.3 A large proportion of respondents ‘strongly agreed’ or ‘agreed’ (67%) that new shopping areas could be considered if they meet local needs. A further 17% of respondents ‘neither agreed nor disagreed’ and 16% ‘disagreed’ or ‘strongly disagreed’.

Table 4.3: Responses to question 4C: New shopping areas could be considered if they meet local needs

	No.	Percentage (%)
Strongly agree	49	27
Agree	72	40
Neither agree nor disagree	30	17
Disagree	14	8
Strongly Disagree	15	8

Question 4D: More factory / employment space is required in Petworth

4.4 The response to question 4D is varied because 38% of respondents ‘strongly agreed’ or ‘agreed’ that more factory/employment space is required in Petworth, 36% ‘neither agreed nor disagreed’ and 26% of respondents ‘disagreed’ or ‘strongly disagreed’.

Table 4.4: Responses to question 4D: More factory / employment space is required in Petworth

	No.	Percentage (%)
Strongly agree	33	18
Agree	35	20
Neither agree nor disagree	65	36
Disagree	19	11
Strongly Disagree	27	15

Question 4E: Combined living and working units could help broaden the type of local businesses

4.5 Under half of respondents (46%) ‘strongly agreed’ or ‘agreed’ that combined living and working units could help broaden the type of local businesses. Additionally, 33% of respondents ‘neither agreed nor disagreed’ and 21% ‘disagreed’ or ‘strongly disagreed’ with the statement.

Table 4.5: Responses to question 4E: Combined living and working units could help broaden the type of local businesses

	No.	Percentage (%)
Strongly agree	28	16
Agree	54	30
Neither agree nor disagree	59	33
Disagree	17	10
Strongly Disagree	20	11

Question 4F: New visitor accommodation would help the local economy

4.6 Over half of respondents (54%) ‘strongly agreed’ or ‘agreed’ that new visitor accommodation would help the local economy. A further 30% of respondents ‘neither agreed or disagreed’ with the statement and 15% of respondents ‘disagreed’ or ‘strongly disagreed’.

Table 4.6: Responses to question 4F: New visitor accommodation would help the local economy

	No.	Percentage (%)
Strongly agree	42	23
Agree	57	31
Neither agree nor disagree	55	30
Disagree	13	7
Strongly Disagree	14	8

General questionnaire comments on working and shopping

4.7 There were 60 general comments made on working and shopping in Petworth.

- The most repeated issue was the need for a greater variety of food shops (14 respondents) and the need for a supermarket (13 respondents).
- It was stated by 10 respondents that shops should be more affordable.
- A further 8 respondents expressed a need for a greater variety of general retail.

4.8 The comments are summarised in the table below:

Table 4.7: Comments on working and shopping in Petworth

Comment	No.
Need more or greater variety of food shops	14
Need larger supermarket	13
Shops should be affordable	10
Need more or greater variety of general retail shops	8
Maximise current shopping facilities rather than build new ones, eg, crafts in industrial estates, refurbish Golden Square, etc	7
Too many antique shops	6
Business rates too high	3
Need more hotel accommodation for business and leisure	3
Important to retain independent shops rather than introduce chain stores	3

(Responses repeated less than 3 times have not been included in this table, see appendix 1 for further detail)

Hopes

- 4.9 There were 50 comments made on the 'hopes' of 'working and shopping' in Petworth.
- The most repeated issue was the need for a greater variety of food shops (19 respondents).
 - A key issue of concern was the need for a larger supermarket (13 respondents).
 - A further 8 respondents expressed the need for affordable shops.
- 4.10 The comments are summarised in the table below.

Table 4.8: Hopes on working and shopping in Petworth

Comment.	No.
Need more or greater variety of food shops	19
Need larger supermarket	13
Shops should be affordable	8
Important to keep local, vital services such as banks	6
Need more or greater variety of general retail shops	6
Employment needed	5

(Responses repeated less than 3 times have not been included in this table, see appendix 2 for further detail)

Fears

- 4.11 There were 22 comments made on the 'fears' of 'working and shopping' in Petworth.
- It was stated by 4 respondents that there are too many antique shops in Petworth.
 - However, 3 respondents stated it is important to retain independent shops rather than introducing chain stores.
- 4.12 The comments are summarised in the table below.

Table 4.9: Fears on working and shopping in Petworth

Comment	No.
Too many antique shops	4
Important to retain independent shops rather than introduce chain stores	3
Concern over empty shops	3

(Responses repeated less than 3 times have not been included in this table, see appendix 2 for further detail)

5.0 Leisure and well-being

Question 5A: Petworth needs better open-air recreational areas

- 5.1 The response to question 5A was fairly mixed as 49% of respondents 'strongly agreed' or 'agreed' that Petworth needs better open-air recreational areas, 26% of respondents 'neither agreed nor disagreed' and 25% of respondents 'disagreed' or 'strongly disagreed'.

Table 5.1: Responses to question 5A: Petworth needs better open-air recreational areas

	No.	Percentage (%)
Strongly agree	49	27
Agree	39	22
Neither agree nor disagree	46	26
Disagree	24	13
Strongly Disagree	21	12

Question 5B: Petworth needs more indoor sports facilities

- 5.2 A large proportion of respondents 'strongly agreed' and 'agreed' (65%) that Petworth needs more indoor sports facilities. An additional 24% 'neither agreed nor disagreed' and 12% 'disagreed' and 'strongly disagreed'.

Table 5.2: Responses to question 5B: Petworth needs more indoor sports facilities

	No.	Percentage (%)
Strongly agree	68	38
Agree	49	27
Neither agree nor disagree	43	24
Disagree	11	6
Strongly Disagree	10	6

Question 5C: Petworth needs better cultural facilities

- 5.3 The response to question 5C was fairly mixed because 43% of respondents 'neither agreed nor disagreed', 34% of respondents 'strongly agreed' and 'agreed' and 24% of respondents 'disagreed' and 'strongly disagreed'.

Table 5.3: Responses to question 5C: Petworth needs better cultural facilities

	No.	Percentage (%)
Strongly agree	22	13
Agree	37	21
Neither agree nor disagree	75	43
Disagree	25	14
Strongly Disagree	17	10

General questionnaire comments on leisure and well-being

- 5.4 There were 76 general comments made on leisure and well-being.
- The most repeated issues were the demand for a swimming pool (18 respondents) and the need to promote Petworth Park more effectively (18 respondents).
 - The need for more indoor recreational facilities was expressed by 14 respondents.
 - It was stated by 12 respondents that more leisure facilities for young people are needed.
- 5.5 The comments are summarised in the table below (excluding comments repeated less than 3 times).

Table 5.4: Comments on leisure and well-being in Petworth

Comment	No.
Swimming pool wanted	18
Promote/use of Petworth Park more	18
More indoor recreational facilities needed	14
More leisure facilities for young people needed	12
Make more use of the Herbert Shiner Centre	8
Public realm improvements needed	5
Skate park wanted	4
Improve the promotion of the range of facilities Petworth already has	4
Play equipment needed - Rosemary Gardens	3
Make improvements to Leconfield Hall	3

(Responses repeated less than 3 times have not been included in this table, see appendix 1 for further detail)

Hopes

5.6 There were 89 comments made on the 'hopes' of leisure and well-being in Petworth.

- The most repeated issue is the demand for a skate park (26 respondents).
- A further 14 respondents requested a swimming pool.
- It was stated by 13 respondents that cycle paths should be improved and developed.
- Another key issue is the lack of pedestrian safety which hinders the access to the park and other facilities (12 respondents).

5.7 The comments are summarised in the table below.

Table 5.5: Hopes on leisure and well-being in Petworth

Comment	No.
Skate park wanted	26
Swimming pool wanted	14
Improve/develop cycle paths	13
Access to park and other facilities hampered by lack of pedestrian safety	12
Play equipment needed - Hampers Green	9
Need for new infrastructure to be taken into account	6
Make more of the Herbert Shiner Centre	5
More indoor recreational facilities needed	4

(Responses repeated less than 3 times have not been included in this table, see appendix 2 for further detail)

Fears

5.8 There were 16 comments made on the 'fears' of leisure and well-being in Petworth.

- Making more of the library (2 respondents), providing more leisure facilities for young people (2 respondents) and public realm improvements (2 respondents) are all needed in Petworth as stated by the respondents.

Appendix 1: Further comments (questionnaires)

Appendix 1 includes the responses repeated less than 3 times which were not included in the main tables for the questionnaires.

General comments on Housing for Petworth

No elderly accommodation is required	2
Develop north of the town	2
The plan should be research led	2
Employment needed before housing	1
New developments should be of modern design	1
No high density development needed	1
Outdoor garden space required	1
Play equipment needed	1
Spread affordable developments throughout Petworth	1
Self-build developments should be explored	1
Swimming pool wanted	1
Sustainable/eco-friendly homes needed	1
More housing will not make shops more viable	1

General comments on Environment, Sustainability and Design for Petworth

Housing numbers to be made up of infill/small developments	2
Housing is not needed	2
Priority should be given to housing local people	2
Housing numbers should be limited	2
The plan should be research led	2
No mock historic architecture	2
Brownfield sites should be prioritised for development	1
Elderly accommodation needed	1
Make improvements to existing housing	1
Swimming pool wanted	1
Outdoor garden space required	1
Play equipment needed	1
Develop north of the town	1
Accessibility (eg, for disabled, those with mobility issues, etc)	1

Comments on bus services in Petworth

Better information on bus services/times	2
Buses should be on time	2
Revive Old Steam Railway and route	2
Make bus services affordable	1
Introduce diversion route around town to ease congestion and noise	1
Improve footpaths and pavements	1
More funding for transport operators required	1
Traffic is currently an issue	1

General comments on Getting Around in Petworth

More accessibility for disabled/wheelchair users, etc	2
Better bus connection with different parts of Petworth and surrounding villages	2
Extend coverage of bus services to other locations	2
Revive Old Steam Railway and route	2
Need more frequent bus services	1
Better signage needed for vehicles and lorries	1

General comments on Working and Shopping in Petworth

Keep shops central, no out-of-town outlets	2
Better pharmacy required	2
Employment needed	2
Concern over empty shops	2
Petworth is a historic town and should be preserved	2
Need for new infrastructure to be taken into account	2
Pedestrian safety and access is important	2
Public realm improvements needed	2
Adequate parking required	1
Important to keep local, vital services such as banks	1
Concern over business community taking over	1
Would be good if Co-op were bigger	1
Improved public transport would be needed	1
Shopping facilities at Hampers Green/north of town would be beneficial	1
More housing will make shops viable	1

General comments on Leisure and Well-being

Play equipment needed - Hampers Green	2
Good and visible Tourist Information office required	2
Encourage investment by local businesses	1
Access to park and other facilities hampered by lack of pedestrian safety	1
Public transport needed	1
Include adult 'play' ie gym equipment in children's play areas as in some parts of Continental Europe	1
Music school wanted	1
Concern over level of dog mess in public recreational areas	1

Appendix 2: Further comments (Hopes and Fears)

Appendix 2 includes the responses repeated less than 3 times which were not included in the main tables for the hopes and fears reporting.

Housing

Hopes

Comment	No.
Sustainable/eco-friendly homes needed	2
Smaller sized houses required	2
No high density development needed	2
Housing not needed	2
Brownfield sites priority to be developed	2
Protect Bombed School site	2
Affordable housing for young people needed	1
Elderly accommodation needed	1
New housing will stimulate the economy of the town	1
Employment needed before housing	1
Make improvements to existing housing	1
Housing numbers to be made up of infill/small developments	1
Need for new infrastructure to be taken into account	1
New developments should be of modern design	1
No need for social housing, should be higher value development	1
Outdoor garden space required	1
Public realm to be considered/included	1
The plan should be research led	1
Self-build development should be explored	1
Housing should not be south of Petworth	1

Fears

Comment	No.
Mixed tenure housing needed	2
No high density development needed	2
Housing not needed	2
Petworth is a historic town and should be preserved	2
parking currently an issue	2
Brownfield sites priority to be developed	1
Housing should be for families	1
Outdoor garden space required	1
The plan should be research led	1
Social Housing needed	1

Environment, Design and Quality

Hopes

Comment	No.
Affordable housing needed	2
Adequate parking required	2
Brownfield sites priority to be developed	2
Old Chapel - resolve issue or use	2
Housing for families needed	2
Traffic currently an issue	2
Affordable housing needed for young people	1
Protect Bombed School site	1
Elderly accommodation needed	1
Employment needed before housing	1
Need for new infrastructure to be taken into account	1
New developments should be of modern design	1
Mixed tenure housing needed	1
No mock historic architecture	1
High Quality Design	1
Good to blend old with new	1

Fears

Comment	No.
Petworth is a historic town and should be preserved	2
Strong influence of developers	1
New development in keeping with local character	1
Housing numbers should be limited	1
No high density development needed	1
No mock historic architecture	1
High Quality Design	1

Getting Around

Hopes

Comment	No.
More accessibility for disabled/wheelchair users, etc	2
Need for new infrastructure to be taken into account	2
Move bus stop away from Leconfield Hall	2
Ban or reduce speed of motorbikes	2
Need more early morning bus services to serve commuters	1
Request for electric car charging	1
Another petrol station needed	1

Fears

Comment	No.
More accessibility for disabled/wheelchair users, etc	2
Encourage cycling and create cycle routes	2
Better signage needed for vehicles and lorries	2
Revive Old Steam Railway and route	1
Improve footpaths and pavements	1
Need later evening bus services to serve commuters, day trips to London and Chichester	1
Ban or reduce speed of motorbikes	1
Provide bins for dog mess	1
Mobility scooters at risk	1
Disabled safety is a worry	1

Working and Shopping

Hopes

Comment.	No.
Extend free parking in town	2
Adequate parking required	2
Public realm improvements needed	2
Need more hotel accommodation for business and leisure	2
Too many antique shops	2
Petworth is a historic town and should be preserved	1
Improved public transport would be needed	1
Important to retain independent shops rather than introduce chain stores	1
Business rates too high	1
Better pharmacy required	1
Maximise current shopping facilities rather than build new ones, eg, crafts in industrial estates, refurbish Golden Square, etc	1
Shopping facilities at Hampers Green/north of town would be beneficial	1

Fears

Comment	No.
Petworth is a historic town and should be preserved	2
Need more or greater variety of food shops	2
Adequate parking required	1
Employment needed	1
Need for new infrastructure to be taken into account	1
Improved public transport would be needed	1
Pedestrian safety and access is important	1
Need larger supermarket	1
Keep shops central, no out-of-town outlets	1
Shops should be affordable	1
Need more or greater variety of general retail shops	1
Maximise current shopping facilities rather than build new ones, eg, crafts in industrial estates, refurbish Golden Square, etc	1
Concern over business community taking over	1
Another petrol station needed	1

Leisure and well-being

Hopes

Comment	No.
Need to consider location of skatepark so as not to interfere with residents, noise, etc	2
More leisure facilities for young people needed	2
Good and visible Tourist Information office required	2
More open-air facilities needed	2
Cycle Club wanted	2
Convert Old Chapel into arts or craft centre	2
Play equipment needed - Rosemary Gardens	1
Better promote the range of facilities Petworth already has	1
Make improvements to Leconfield Hall	1
Concern over level of dog mess in public recreational areas	1
Make more of the library	1
Public tennis courts wanted	1

Fears

Comment	No.
Make more of the library	2
More leisure facilities for young people needed	2
Public realm improvements needed	2
Need for new infrastructure to be taken into account	2
Swimming pool wanted	1
More indoor recreational facilities needed	1
Make more of the Herbert Shiner Centre	1
Play equipment needed - Hampers Green	1
Promote/use Petworth Park more	1
Skate park wanted	1
Access to park and other facilities hampered by lack of pedestrian safety	1
Better promote the range of facilities Petworth already has	1

Appendix 3: Response to consultation with Young People

Petworth Young People's Response

Date: 21st April 2015

Evolve: 10-13 year olds

Number of attendees: 35 + 4 youth leaders

Presentation: Short intro and Powerpoint presentation

Response Method: Sheets of paper on the floor with felt tip pens...

Skatepark
Airhop
Less Antiques
Less Antiques – essential
Pizza Hut
McDonalds
KFC
Cinema
Sports Direct/Topman
Motorcross Track



Shopping Centre
Costa
Bigger Pharmacy
Pet Shop
No Antiques
Younger Youth Club – under 10s
Café
Netflix for Youth Club/PLL
PLL/Caleb Rivers
Toy Shops / "More" Food Shops
Play Areas for little kids
More sweet shops
Parks
Places for teens to hang out
Skatepark
Football pitches
Cheese shop
WH Smith




Chill Places
 Pizza Shop
 Clothes Shops
 No Antiques

A swimming pool
 Fix the slide at Hampers Green
 Have more stuff at Hampers Green
 Cinema
 A Primark
 Pretty Little Liars/ Caleb Rivers
 More stuff on Hampers Green
 River Island/Topshop/Newlook/Primark



I think we have enough houses
 Car Parking spaces Petworth House
 More grass areas
 Skatepark and more teenage Recreation Facilities
 McDonalds in Petworth
 Prices in Co-op are too high
 Crossing for those wanting to access Park Gates on A272 road to Tillington
 More facilities for cyclists
 Cycle Lanes!
 Pie



Sainsburys
 H & M
 A Mall
 A Police Station
 Pie Takeaway
 PLL



Petworth Young People's Response

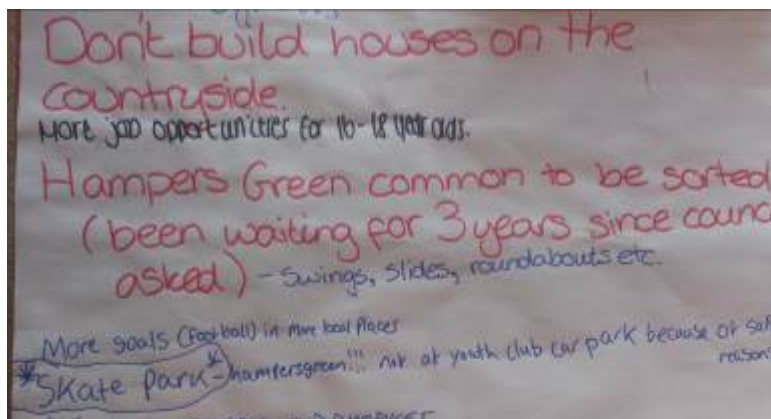
Date: 23rd April 2015

Petworth Youth Club 14-18 year olds

Number of attendees: 14 + 3 youth leaders

Presentation: Short intro and Powerpoint presentation

Response Method: Sheets of paper on tables with felt tip pens...



Don't build houses on the countryside

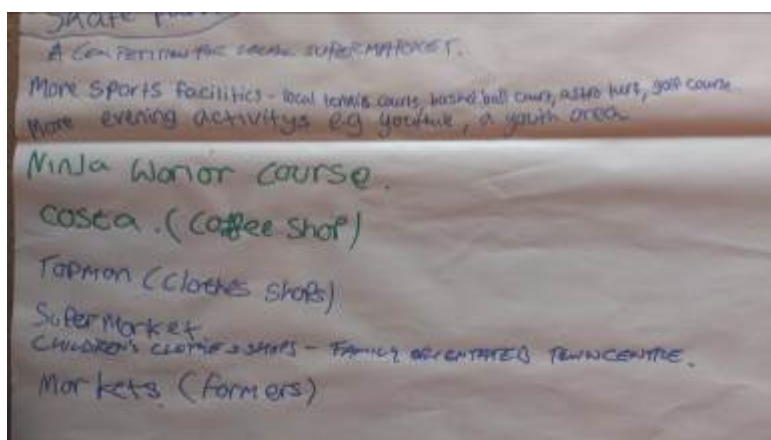
More job opportunities for 16-18 year olds

Hampers Green Common to be sorted (been waiting 3 years since council asked)

Swings, slides, roundabouts, etc,

More goals (football) in more places

Skatepark- Hampers Green!!! Not at youth club car park because of safety reasons



Competition for local supermarket

More sports facilities – local tennis courts, basket ball court, astro turf, golf course.

More evening activities e.g. youthie, a youth area

Ninja Warrior course

Costa (coffee Shop)

Topman (Clothes Shops)

Supermarket

Children's Clothes Shops

Family orientated Town Centre

Markets (Farmers)

More job opportunities for younger generations